

### Monthly review

During the month of May, negotiations in the Middle East continued to dominate the market. In a context of high volatility, rates rose by around 20 bps before retracing the movement in the second half of the month. After reaching the highest levels of the last 15 years, the German 10-year yield returned below the levels recorded at the beginning of the month. Spreads tightened slightly in the higher beta segments across both markets. Euro credit consequently posted positive performances across all segments, with an average gain of 1 point. The strategy benefited from the overweight exposure to interest rate risk, reducing the cumulative negative delta versus the benchmark since the beginning of the year to 10 bps. From an operational standpoint, the portfolio participated in a limited number of selected primary issues with the aim of replacing and extending maturities on issuers already present in the portfolio, maintaining a duration of around half a year above the benchmark parameters. Looking ahead, risk premia remain particularly compressed, continuing to suggest a cautious stance in terms of exposure to credit risk and a tactical approach to interest rate risk exposure.

### Key fund information

Assogestioni category	Obbligazionario Euro Corporate Investment Grade
Inception date	31/03/2009
Nav (Euro)	315.380
AUM (in Euro)	61,419,822
Benchmark	ICE BofAML Euro Corporate

**Past performance is not indicative of current or future results.**

Performance	Fondo	Benchmark
YTD	0.67%	0.89%
Last week	0.62%	0.58%
Last month	1.00%	0.89%
Last 3 months	-0.55%	-0.45%
1 year	2.17%	2.56%
3 years (*)	4.84%	4.86%
5 years (*)	0.05%	0.35%
Since inception (*)	2.61%	3.17%

(\*) Compound annual return

### Risk statistics

Standard deviation	3.12%	Sharpe ratio	0.43
Standard deviation bench	2.68%	Information ratio	-0.68
VaR	-5.14%	Beta	1.13
Tracking error volatility	0.79%	Correlation	0.97
Average fund duration	5.08	Yield to maturity (YTM)	3.92%

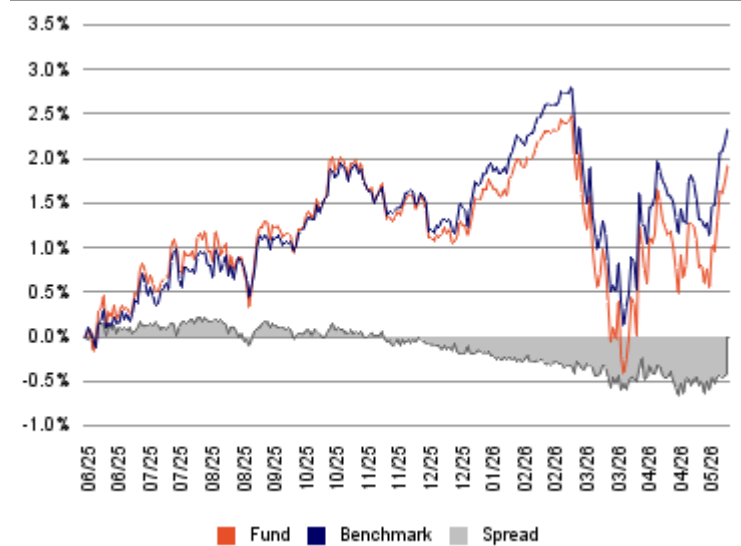
### Asset class

Bonds	97.7%
Liquidity	2.3%
Not Specified	0.0%
<b>Total</b>	<b>100.00%</b>

Currency exposure	Gross exp.	Coverage	Net exp.
Euro	100.0%	-	100.0%
Dollar	0.0%	-	0.0%
Europe ex Euro	-	-	-
Not specified	-	-	-
<b>Total</b>	<b>100.0%</b>	<b>-</b>	<b>100.0%</b>

Bond portfolio structure	Bond	Deriv	Total
Europe ex Italy	67.3%	-	67.3%
Italy	21.9%	-	21.9%
America	8.4%	-	8.4%
Japan	-	-	-
Pacific ex Japan	-	-	-
Emerging countries	-	-	-
<b>Total</b>	<b>97.7%</b>	<b>0.0%</b>	<b>97.7%</b>

### Performance over last year



Rating classes	Corp	Govt	Total
AAA	-	-	-
AA	1.7%	-	1.7%
A	28.5%	-	28.5%
BBB	59.9%	-	59.9%
BB	7.5%	-	7.5%
B	-	-	-
<= C	0.0%	-	0.0%
NO RATING	-	-	-
<b>Total</b>	<b>97.7%</b>	<b>-</b>	<b>97.7%</b>

Duration classes			
0 - 0,5 anni	0.0%	3 - 5 anni	41.0%
0,5 - 1 anni	-	5 - 7 anni	37.9%
1 - 2 anni	3.7%	7 - 10 anni	13.6%
2 - 3 anni	3.7%	Oltre 10 anni	-

Fund technicals	
Management Company	Ersel Gestion Internationale SA
Investment Manager	Ersel Asset Management Sgr SpA
Custodian bank	Caceis Bank Luxembourg SA
Independent auditors	Ernst & Young S.A.
Offices of Ersel Group	Piazza Solferino, 11 - 10121 Torino +39 01155201 35 Boulevard Joseph II, L-1840 Luxembourg
Base currency	Euro
ISIN code	LU0012092481
Bloomberg code	GLBRBND LX
Frequency of NAV calculations	Giornaliera
NAV published on:	Sito Ersel

Share class facts	
Minimum investment	2.500 euro
Subsequent investments	250 euro
Subscription fees	
Redemption fees	0
Management fees	0,8% on an annual basis
Performance fees	20% calculated on the positive net return of the Sub-Fund. This fee is calculated with reference to each Valuation Day and will be accrued and due only if the net value of the unit exceeds the highest value attained prior to the Valuation Day ("High Watermark"). The net return of the Sub-Fund is calculated after the management commission is deducted. The performance fee is paid on an annual basis. If the Sub-Fund pays a dividend, the amount distributed will be deducted from the reference net asset value.

Risk level						
1	2	3	4	5	6	7

The synthetic risk indicator assumes that the product is held for 5 years and is an indicative indication of the level of risk of this product compared to other products.

#### General notices

Marketing Communication. This document is intended for information/marketing purposes only and does not replace the prospectus or other legal documents on financial products that may be referred to herein. If necessary, please consult the UCITS prospectus/disclosure document and the Key Investor Document (KID) before making a final investment decision, which can only be made after assessing the suitability of the service or financial instrument with respect to the profile identified with the MiFID questionnaire. Only the most recent version of the fund's prospectus, regulations, Key Investor Document, annual and semi-annual reports may be used as a basis for investment decisions. This document constitutes neither an offer nor a solicitation to buy, subscribe or sell financial products or instruments or a solicitation to make investments. Ersel has carefully reviewed all information presented in this document and made efforts to ensure that the content of this document is based on information and data obtained from reliable sources, but does not guarantee its accuracy or completeness and does not assume any liability. Ersel assumes no responsibility for the information, projections or opinions contained herein and shall not be liable for any use that third parties may make of such information or for any losses or damages that may occur as a result of such use. This document may refer to past investment performance: past performance is not indicative of current or future performance. The indications and data on the financial instruments, as provided by the Company, do not necessarily constitute an indicator of the future investment or disinvestment prospects. Any reproduction and/or distribution of this document that is not expressly authorised is prohibited.

#### Main securities in the portfolio

SOC.GEN EUR 11/31 MCP CALL 30	2.5%
CARREFOUR EUR 11/31 4,375% CALL 31	2.4%
GIVALDAN EUR 11/33 4,125% CALL 33	2.4%
COMMERZBANK EUR 01/31 MCP CALL 30	2.4%
INTESA S.PAOLO EUR 09/32 MCP CALL 31	2.4%
STELLANTIS EUR 03/30 4,375% CALL 29	2.4%
HSBC HLDG EUR 09/35 MCP CALL 34	2.3%
SANTANDER EUR 01/34 3,75%	2.3%
LLOYDS BK EUR 05/32 MCP CALL 31	2.3%
VINCI EUR 10/32 3,375% CALL 32	2.3%

#### Investment objective

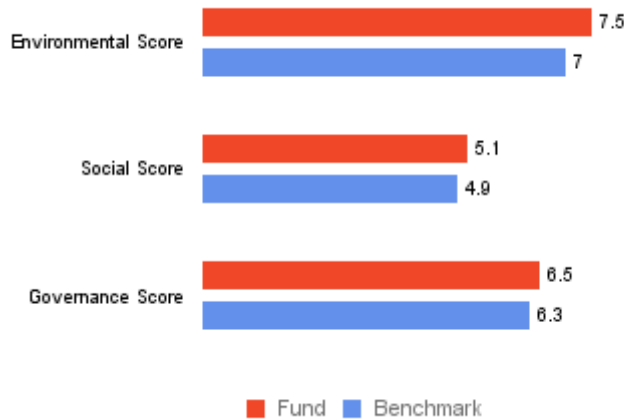
The Fund seeks to grow capital and to generate income. In order to achieve the above said aims the Fund invests mainly in bonds, debt securities and credit instruments issued by companies in any sector whatsoever and more than 50% of its assets in "investment grade" credit instruments. The Fund may invest in instruments denominated in currencies other than the Euro.

**Environmental and Social Characteristics**

- The Leadersel Corporate Bond fund promotes sustainable corporate practices and invests in companies that demonstrate good governance practices, in line with international guidelines, and that do not cause significant harm to the environment, society, or stakeholders;
- The strategy encourages a positive investment contribution in terms of environmental and social risks, carbon footprint, decarbonisation targets, and respect for labour and human rights. This is achieved through a combination of exclusion criteria, strict investment limits, and ESG risk analysis of selected issuers;
- Issuers that implement policies contrary to the Sustainable Development Goals (SDGs) or are active in the tobacco and unconventional hydrocarbons sectors, or are considered worst-in-class from an ESG perspective, are excluded from investments;
- The strategy aims for a weighted average ESG rating of no less than AA and a carbon footprint at least 20% lower than the average of the investable universe.

Momentum del trend ESG	Fund	Benchmark
Positive	21.9%	16.2%
Stable	73.8%	73.5%
Negative	2.3%	6.3%
No Rating	2.0%	4.0%

**Scomposizione per pilastro Quality Score ESG**



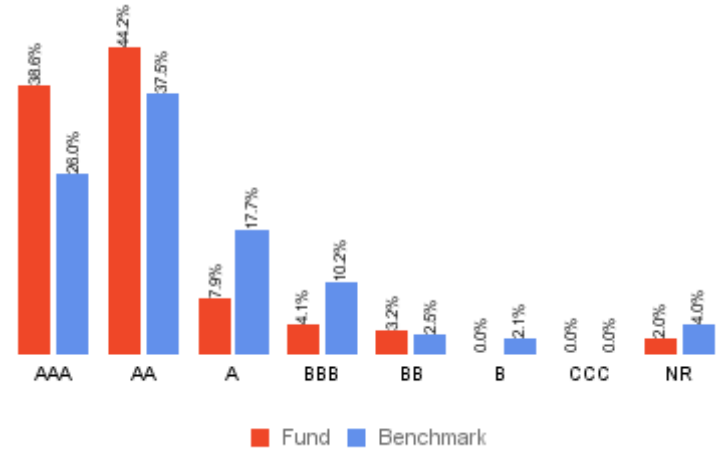
**SFDR Classification\***

Article 8  
Products that actively promote environmental or social characteristics

\*Product categorised according to the Sustainable Finance Disclosure Regulation (SFDR)

Key sustainability indicators	Fund	Benchmark
Rating ESG	AA	AA
Quality Score ESG (0-10)	8.3	7.6
Coverage Rating/Quality Score	100%	96%
Carbon Intensity (GHG emissions - tonn/EUR mln sales)	32.2	84.5
Coverage Carbon Intensity	98	98.2
Sustainable Investment %	45.7%	41%
Coverage Sustainable Investment	98%	95.9%

**Distribuzione dei ESG rating MSCI**



**Glossary**

**MSCI ESG Quality Score (0-10):** a weighted average of the ESG scores of the underlying holdings, excluding any holdings for which such information is unavailable. It is provided on a 0-10 scale, where 0 represents the lowest and 10 the highest possible score. MSCI assigns scores to underlying holdings based on their exposure to over 20 sector-specific ESG risks and their ability to manage these risks relative to peers. Scores are derived from MSCI's sector-adjusted company ratings.

**Environmental Score:** evaluates environmental factors, including: greenhouse gas emissions, carbon footprint, fossil fuel usage, and environmental opportunities.

**Social Score:** assesses the operational context of an underlying holding, covering: workforce management, product responsibility, health and safety. **Governance Score:** evaluates corporate governance and business ethics, focusing on management practices, governance-related risks and corporate conduct.

**Carbon Intensity (GHG emissions – tonnes CO<sub>2</sub>/EUR million sales):** measures a fund's exposure to high-carbon-intensity companies. It represents: the Scope 1 + 2 greenhouse gas (GHG) emissions per EUR million of sales across all fund holdings. **Scope 1 emissions:** Direct emissions from owned or controlled sources.

**Scope 2 emissions:** Indirect emissions from purchased electricity, steam, heating, and cooling.

**Scope 3 emissions:** All other indirect emissions occurring across a company's value chain.

**Sustainable Investment (%):** This represents the percentage of the fund's exposure to issuers that meet the criteria for sustainable investments under Article 2(17) of the SFDR: demonstrating good governance practices, following the "do no significant harm" principle, and positively contributing to environmental and/or social objectives.

**Disclaimer**

Some of the information in this document (the "Information") originates from MSCI Inc., MSCI ESG Research LLC, or their affiliates (collectively, "MSCI") or information providers (collectively the "MSCI Parties") and may have been used to calculate scores, signals, or other indicators. The Information is for internal use only and may not be reproduced or distributed in whole or in part without prior written permission. The Information may not be used for, nor does it constitute, an offer to buy or sell, or a promotion or recommendation of any security, financial instrument or product, trading strategy or index, nor should it be taken as an indication or guarantee of any future performance. Some funds may be based on or linked to MSCI indices and the MSCI may be offset against the fund's assets under management or other measures. MSCI has established an information barrier between index research and certain information. None of the Information in and of itself may be used to determine which securities to buy or sell or when to buy or sell them. The Information is provided "as is" and the user assumes the entire risk of any use they may make or allow the Information to be made. No MSCI Party warrants the originality, accuracy and/or completeness of the Information and each expressly disclaims any express or implied warranty. No MSCI Party shall have any liability for any errors or omissions in connection with the Information contained herein, nor any liability for any direct, indirect, special, punitive, consequential or any other damages (including lost profits) even if advised of the possibility of such damages.